



Round 2 : March 18 - 20 Queensland Raceway



HORSELL AUSTRALIAN SIDECARS

Practice 1


Date: 18/03/22
Event: P06
Weather: Partly cloudy - Temp: 28.5C
Track: Dry - Temp: 45.0C


Started at: 11:20:32
Laps: 15 Min
Starters: 11
Printed at: 12:12

CLASSIFICATION

Pos	No	Name	Machine	Fastest Lap	On Lap	Behind Leader	Behind Prev	Top Speed
1	17	Phillip UNDERWOOD / Tristan VERCOE (QLD) / Firefox Training	Suzuki LCR 1000	1:21.354	9 of 9			211
2	6	Des HARVEY / Stephen MARSHALL (WA) / City's Panel & Truck Repairs / Swan Towing / Chain Reaction M-c / Aceman	Kawasaki RHR 1000	1:25.038	5 of 5	3.684	3.684	194
3	102	Jamie TURNER / Shelby TURNER (QLD) / Century Pools	Suzuki LCR 1000	1:25.246	8 of 8	3.892	.208	213
4	52	Neil TURNER / Danyon TURNER (QLD) / Buddhas M-cycle Spray Painting	Suzuki LCR 1000	1:26.003	3 of 5	4.649	.757	192
5	27	Howard FORD / Corey BLACKMAN (NSW)	Suzuki RHR 1000	1:26.330	4 of 5	4.976	.327	198
6	1	Patrick CLANCY / Amanda WILLIAMS (VIC) / DeWith Motorsports / Golden Age Homes / J&C Contracting / Pagid Brakes	Suzuki LCR 600	1:27.943	5 of 8	6.589	1.613	196
7	16	Darryl RAYNER / Cathy WARNE (NSW) / Rayner Racing	Honda Shelb 600	1:28.438	5 of 6	7.084	.495	192
8	54	Mick ALTON / Chrissie CLANCY (NSW) / J&C Contracting	Suzuki LCR 600	1:28.933	3 of 5	7.579	.495	193
9	15	Jeff BROWN / Paris HALSEY (NSW) / APW Motorcycles / Matty's Spoke Wheels / SDG Moto	Suzuki JBR 600	1:29.259	4 of 4	7.905	.326	195
10	56	Stephen FORD / Lenita WRIGHT (NSW)	Yamaha Windle 1000	1:36.293	3 of 3	14.939	7.034	188
Not enough laps								
NC	88	John BURNS / Kim WALKER (QLD) / Toprider Australia	Suzuki 1000	.000	0 of 0		- 1:21.354	70

Current qualifying record for SCR class - 1:19.788 by Shane SOUTAR / Jeff ROWE on a Suzuki LCR set on 16/09/05


Chief Timekeeper - Scott Laing


Race Director - Tom Williams



www.computime.com.au
COMPUTIME RACE TIMING SYSTEMS PTY LTD





Round 2 : March 18 - 20 Queensland Raceway



ASBK.COM.AU f t i y

HORSELL AUSTRALIAN SIDECARS

Practice 1

Date: 18/03/22
Event: P06
Weather: Partly cloudy - Temp: 28.5C
Track: Dry - Temp: 45.0C

Started at: 11:20:32
Laps: 15 Min
Starters: 11
Printed at: 12:12

LAP TIMES

No	Name	Lap 1	Lap 2	Lap 3	Lap 4	Lap 5	Lap 6	Lap 7	Lap 8	Lap 9
1	Patrick CLANCY / Amanda WILLIAMS (VIC)	1:58.340	1:39.686	1:30.668	1:30.791	<u>1:27.943</u>	3:19.021	1:44.318	1:27.946	
6	Des HARVEY / Stephen MARSHALL (WA)	1:55.451	1:31.733	1:29.913	1:37.158	<u>1:25.038</u>				
15	Jeff BROWN / Paris HALSEY (NSW)	1:57.353	1:34.579	1:30.169	<u>1:29.259</u>					
16	Darryl RAYNER / Cathy WARNE (NSW)	2:02.026	1:35.308	1:30.169	1:28.554	<u>1:28.438</u>	1:28.992			
17	Phillip UNDERWOOD / Tristan VERCOE (QLD)	1:51.941	1:28.692	1:25.763	1:26.015	1:24.137	1:23.530	1:22.521	1:22.571	<u>1:21.354</u>
27	Howard FORD / Corey BLACKMAN (NSW)	1:55.626	1:32.969	1:26.521	<u>1:26.330</u>	1:32.977				
52	Neil TURNER / Danyon TURNER (QLD)	1:49.991	1:29.405	<u>1:26.003</u>	1:26.362	1:26.963				
54	Mick ALTON / Chrissie CLANCY (NSW)	1:34.135	1:30.445	<u>1:28.933</u>	1:29.018	1:30.921				
56	Stephen FORD / Lenita WRIGHT (NSW)	1:46.156	1:41.714	<u>1:36.293</u>						
102	Jamie TURNER / Shelby TURNER (QLD)	1:57.427	1:32.211	1:31.405	1:27.346	1:27.126	1:26.457	1:25.653	<u>1:25.246</u>	

Scott Laing
Chief Timekeeper - Scott Laing

Tom Williams
Race Director - Tom Williams



www.computime.com.au
COMPUTIME RACE TIMING SYSTEMS PTY LTD





Round 2 : March 18 - 20 Queensland Raceway



ASBK.COM.AU f t i y

HORSELL AUSTRALIAN SIDECARS

Practice 1

Date: 18/03/22
Event: P06
Weather: Partly cloudy - Temp: 28.5C
Track: Dry - Temp: 45.0C

Started at: 11:20:32
Laps: 15 Min
Starters: 11
Printed at: 12:12

SPLIT TIMES

Lap	Split 1	Split 2	Split 3	Lap Time	Spd	Lap	Split 1	Split 2	Split 3	Lap Time	Spd
1 Patrick CLANCY / Amanda WILLIAMS (VIC) (6th)						27 Howard FORD / Corey BLACKMAN (NSW) (5th)					
1	52.435	36.068	29.837	1:58.340	131	1	53.200	34.593	27.833	1:55.626	145
2	34.854	35.138	29.694	1:39.686	168	2	30.693	32.088	30.188	1:32.969	173
3	30.428	32.932	27.308	1:30.668	190	3	30.276	29.951	26.294	1:26.521	183
4	29.810	33.264	27.717	1:30.791	188	4	29.864	30.303	26.163	1:26.330	191
5	29.382	31.916	26.645	1:27.943	189	5	29.478	30.683	32.816	1:32.977	182
6	29.183	31.653	2:18.185	3:19.021	194	52 Neil TURNER / Danyon TURNER (QLD) (4th)					
7	45.739	31.723	26.856	1:44.318	182	1	49.775	32.938	27.278	1:49.991	162
8	28.614	32.297	27.035	1:27.946	196	2	31.096	31.825	26.484	1:29.405	166
6 Des HARVEY / Stephen MARSHALL (WA) (2nd)						3	28.995	30.923	26.085	1:26.003	183
1	50.944	34.956	29.551	1:55.451	145	4	28.746	30.789	26.827	1:26.362	187
2	30.884	32.803	28.046	1:31.733	189	5	28.898	30.339	27.726	1:26.963	192
3	29.715	32.598	27.600	1:29.913	194	54 Mick ALTON / Chrissie CLANCY (NSW) (8th)					
4	29.415	38.717	29.026	1:37.158	181	1	42.343	36.065	30.940	1:49.348	147
5	28.501	30.503	26.034	1:25.038	193	2	31.736	33.520	28.879	1:34.135	164
15 Jeff BROWN / Paris HALSEY (NSW) (9th)						3	30.484	32.155	27.806	1:30.445	175
1	51.207	37.199	28.947	1:57.353	132	4	29.302	31.842	27.789	1:28.933	180
2	31.897	32.668	30.014	1:34.579	186	5	29.315	31.707	27.996	1:29.018	193
3	30.973	31.449	27.747	1:30.169	193	6	29.697	32.713	28.511	1:30.921	182
4	30.755	31.262	27.242	1:29.259	176	56 Stephen FORD / Lenita WRIGHT (NSW) (10th)					
16 Darryl RAYNER / Cathy WARNE (NSW) (7th)						1	56.223	38.655	31.695	2:06.573	141
1	55.976	36.430	29.620	2:02.026	130	2	36.757	36.962	32.437	1:46.156	144
2	31.700	32.518	31.090	1:35.308	181	3	35.724	35.784	30.206	1:41.714	168
3	29.890	32.289	27.990	1:30.169	187	4	33.005	33.719	29.569	1:36.293	183
4	29.670	31.040	27.844	1:28.554	191	102 Jamie TURNER / Shelby TURNER (QLD) (3rd)					
5	29.900	31.213	27.325	1:28.438	191	1	52.569	35.257	29.601	1:57.427	145
6	29.470	31.006	28.516	1:28.992	190	2	30.857	32.500	28.854	1:32.211	181
17 Phillip UNDERWOOD / Tristan VERCOE (QLD) (1st)						3	30.238	33.343	27.824	1:31.405	183
1	47.452	35.933	28.556	1:51.941	149	4	29.346	31.336	26.664	1:27.346	189
2	30.205	31.458	27.029	1:28.692	192	5	29.059	31.316	26.751	1:27.126	187
3	29.418	30.244	26.101	1:25.763	197	6	28.811	30.582	27.064	1:26.457	207
4	28.566	30.579	26.870	1:26.015	193	7	28.574	30.481	26.598	1:25.653	206
5	28.043	29.869	26.225	1:24.137	207	8	28.343	30.393	26.510	1:25.246	213
6	28.267	29.692	25.571	1:23.530	207						
7	27.920	29.215	25.386	1:22.521	204						
8	27.843	29.309	25.419	1:22.571	204						
9	27.012	29.041	25.301	1:21.354	203						

Scott Laing
Chief Timekeeper - Scott Laing

Tom Williams
Race Director - Tom Williams





Round 2 : March 18 - 20 Queensland Raceway



HORSELL AUSTRALIAN SIDECARS

Practice 1




ASBK.COM.AU f t i y


Date: 18/03/22
Event: P06
Weather: Partly cloudy - Temp: 28.5C
Track: Dry - Temp: 45.0C

Started at: 11:20:32
Laps: 15 Min
Starters: 11
Printed at: 12:12

FASTEST LAPS SEQUENCE

Race Time	No	Name	Machine	Fastest Lap	On Lap
2:02.258	17	Phillip UNDERWOOD / Tristan VERCOE (QLD)	Suzuki LCR 1000	1:51.941	1
2:23.847	52	Neil TURNER / Danyon TURNER (QLD)	Suzuki LCR 1000	1:49.991	1
3:23.483	54	Mick ALTON / Chrissie CLANCY (NSW)	Suzuki LCR 600	1:34.135	1
3:30.950	17	Phillip UNDERWOOD / Tristan VERCOE (QLD)	Suzuki LCR 1000	1:28.692	2
4:56.713	17	Phillip UNDERWOOD / Tristan VERCOE (QLD)	Suzuki LCR 1000	1:25.763	3
7:46.865	17	Phillip UNDERWOOD / Tristan VERCOE (QLD)	Suzuki LCR 1000	1:24.137	5
9:10.395	17	Phillip UNDERWOOD / Tristan VERCOE (QLD)	Suzuki LCR 1000	1:23.530	6
10:32.916	17	Phillip UNDERWOOD / Tristan VERCOE (QLD)	Suzuki LCR 1000	1:22.521	7
13:16.841	17	Phillip UNDERWOOD / Tristan VERCOE (QLD)	Suzuki LCR 1000	1:21.354	9


Chief Timekeeper - Scott Laing


Race Director - Tom Williams



www.computime.com.au
COMPUTIME RACE TIMING SYSTEMS PTY LTD





Round 2 : March 18 - 20 Queensland Raceway



HORSELL AUSTRALIAN SIDECARS



Date: 18/03/22
Event: P06
Weather: Partly cloudy - Temp: 28.5C
Track: Dry - Temp: 45.0C

Practice 1

Started at: 11:20:32
Laps: 15 Min
Starters: 11
Printed at: 12:12

BEST PARTIAL TIMES

Pos	Split 1		Split 2		Split 3		LAP		Ideal	Fastest
	Name	Time	Name	Time	Name	Time	Name	Time		
1	UNDERWOOD / VE	27.012	UNDERWOOD / VE	28.963	UNDERWOOD / VE	25.301	UNDERWOOD	1:21.276	1:21.354	
2	HARVEY / MARSHA	28.068	FORD / BLACKMAN	29.951	HARVEY / MARSHA	26.034	HARVEY / MA	1:24.605	1:25.038	
3	TURNER / TURNER	28.275	TURNER / TURNER	30.339	TURNER / TURNER	26.085	TURNER / TU	1:25.152	1:26.003	
4	CLANCY / WILLIAM	28.614	TURNER / TURNER	30.393	FORD / BLACKMAN	26.163	TURNER / TU	1:25.178	1:25.246	
5	TURNER / TURNER	28.728	HARVEY / MARSHA	30.503	TURNER / TURNER	26.510	FORD / BLAC	1:25.428	1:26.330	
6	ALTON / CLANCY	29.302	RAYNER / WARNE	31.006	CLANCY / WILLIAM	26.645	CLANCY / WIL	1:26.912	1:27.943	
7	RAYNER / WARNE	29.306	BROWN / HALSEY	31.262	BROWN / HALSEY	27.242	RAYNER / WA	1:27.637	1:28.438	
8	FORD / BLACKMAN	29.314	CLANCY / WILLIAM	31.653	RAYNER / WARNE	27.325	ALTON / CLA	1:28.798	1:28.933	
9	BROWN / HALSEY	30.649	ALTON / CLANCY	31.707	ALTON / CLANCY	27.789	BROWN / HAL	1:29.153	1:29.259	
10	FORD / WRIGHT	32.080	FORD / WRIGHT	33.610	FORD / WRIGHT	29.569	FORD / WRIG	1:35.259	1:36.293	

Scott Laing
Chief Timekeeper - Scott Laing

Tom Williams
Race Director - Tom Williams





Round 2 : March 18 - 20 Queensland Raceway



HORSELL AUSTRALIAN SIDECARS

Practice 1



ASBK.COM.AU f t i y

Date: 18/03/22
Event: P06
Weather: Partly cloudy - Temp: 28.5C
Track: Dry - Temp: 45.0C

Started at: 11:20:32
Laps: 15 Min
Starters: 11
Printed at: 12:12

RACE INFORMATION

Time	Description
11:20:32	Event Start
11:37:06	Event Finish

Scott Laing
.....
Chief Timekeeper - Scott Laing

Tom Williams
.....
Race Director - Tom Williams



www.computime.com.au
COMPUTIME RACE TIMING SYSTEMS PTY LTD

